





District Health Assessment for Multiple District 103 through April 2025

		Clubs							Membership							Member Strength		Cancellation		Reports			Finance	Leadership			
District Name	Status/ Number of Months in Status *	Active Clubs	Clubs in Status Quo	Total Clubs	% Status Quo Clubs in Financial Suspension	New Clubs	Cancelled Clubs	YTD Net Club Gain/ Loss	Current Members In Active Clubs	Current Members In Status Quo Clubs	Current Total Members Count	YTD Add	YTD Drop	YTD NetGrowth (includes Active and Status Quo)	YTD NetGrowth% (includes Active and Status Quo)	Member Count 12 Months Ago	Average Member Count Per Club	% of Clubs with less than 20 members	Average Cancelled Club Age	Members Lost Due to Cancelled Clubs	% of Clubs Reporting Service	% No MMR in 3 Months	% No Officer Report in 12 months	% of Clubs with balance 90+ days	Number of Zone Chairs Recorded	Number of Region Chairs Recorded	District Officers Vacancies **
103 N		103	0	103	0%	1	0	1	2042	0	2042	166	135	31	1.54%	2,050	20	48%	0	0	24%	1%	0%	0%	16	0	
103NIE		72	0	72	0%	0	0	0	1469	0	1469	89	88	1	0.07%	1,498	20	46%	0	0	29%	0%	0%	0%	11	0	
103 E		117	0	117	0%	1	1	0	2290	0	2290	167	173	-6	-0.26%	2,292	20	52%	44	2	46%	5%	0%	0%	18	0	
103 C		71	0	71	0%	0	1	-1	1370	0	1370	86	72	14	1.03%	1,390	19	59%	46	0	41%	1%	1%	0%	11	0	
103CC	T(16)	65	0	65	0%	0	2	-2	1238	0	1238	106	124	-18	-1.43%	1,248	19	66%	54	6	54%	0%	2%	5%	12	0	
103CE		62	0	62	0%	1	1	0	1285	0	1285	82	98	-16	-1.23%	1,325	21	53%	68	0	40%	11%	0%	5%	9	3	
103CS		87	0	87	0%	1	1	0	2061	0	2061	166	131	35	1.73%	2,049	24	41%	6	0	45%	6%	0%	0%	16	0	
103CW		76	0	76	0%	1	0	1	1512	0	1512	158	106	52	3.56%	1,463	20	57%	0	0	55%	4%	0%	0%	12	0	
103SE		63	0	63	0%	1	6	-5	1282	0	1282	122	93	29	2.31%	1,326	20	49%	15	0	44%	5%	0%	10%	11	0	
103 S		110	0	110	0%	0	1	-1	2090	0	2090	186	188	-2	-0.10%	2,129	19	58%	7	0	38%	7%	0%	0%	14	0	
103SW		82	0	82	0%	0	2	-2	1520	0	1520	122	150	-28	-1.81%	1,576	19	61%	10	8	59%	0%	1%	1%	13	0	
103 W		75	0	75	0%	0	2	-2	1529	0	1529	98	118	-20	-1.29%	1,568	20	48%	29	14	36%	8%	0%	1%	10	0	
103IE	T(24)	48	0	48	0%	0	4	-4	845	0	845	72	82	-10	-1.17%	852	18	60%	29	20	44%	0%	2%	0%	5	0	
103IP	T(24)	40	0	40	0%	2	2	0	582	0	582	82	69	13	2.28%	620	15	70%	25	10	40%	15%	0%	5%	4	0	
103IW		79	0	79	0%	1	2	-1	1311	0	1311	102	127	-25	-1.87%	1,343	17	72%	36	7	34%	10%	0%	0%	10	0	
		1150	0	1150	0%	9	25	-16	22426	0	22426	1804	1754	50	0.22%	22,729	20	55%	27	67	42%	5%	0%	1%	172	3	




District Health Assessment for Multiple District 103 through April 2025

 Status/ District Name Number of Months in Status *		Clubs							Membership							Member Strength		Cancellation		Reports			Finance		Leadership		
		Active Clubs	Clubs in Status Quo	Total Clubs	% Status Quo Clubs in Financial Suspension	New Clubs	Cancelled Clubs	YTD Net Club Gain/ Loss	Current Members In Active Clubs	Current Members In Status Quo Clubs	Current Total Members Count	YTD Add	YTD Drop	YTD NetGrowth (includes Active and Status Quo)	YTD NetGrowth% (includes Active and Status Quo)	Member Count 12 Months Ago	Average Member Count Per Club	% of Clubs with less than 20 members	Average Cancelled Club Age	Members Lost Due to Cancelled Clubs	% of Clubs Reporting Service	% No MMR in 3 Months	% No Officer Report in 12 months	% of Clubs with balance 90+ days	Number of Zone Chairs Recorded	Number of Region Chairs Recorded	District Officers Vacancies **
112 A		55	0	55	0%	0	0	0	1971	0	1971	87	95	-8	-0.40%	1,973	36	5%	0	0	47%	0%	0%	0%	0	0	
112 B		63	0	63	0%	0	1	-1	1828	0	1828	89	102	-13	-0.71%	1,855	29	24%	38	12	37%	0%	0%	0%	9	3	GST
112 C	T(24)	48	0	48	0%	0	4	-4	810	0	810	58	107	-49	-5.70%	885	17	67%	25	28	13%	0%	0%	0%	0	0	
112 D		92	0	92	0%	0	2	-2	2187	0	2187	141	130	11	0.51%	2,191	24	38%	32	18	13%	0%	0%	1%	0	0	
		258	0	258	0%	0	7	-7	6796	0	6796	375	434	-59	-0.86%	6,904	26	33%	29	58	26%	0%	0%	0%	9	3	



District Health Assessment for District 113 through April 2025

		Clubs							Membership							Member Strength		Cancellation		Reports			Finance	Leadership			
District Name	Status/ Number of Months in Status *	Active Clubs	Clubs in Status Quo	Total Clubs	% Status Quo in Financial Suspension	New Clubs	Cancelled Clubs	YTD Net Club Gain/ Loss	Current Members In Active Clubs	Current Members In Status Quo Clubs	Current Total Members Count	YTD Add	YTD Drop	YTD NetGrowth (includes Active and Status Quo)	YTD NetGrowth% (includes Active and Status Quo)	Member Count 12 Months Ago	Average Member Count Per Club	% of Clubs with less than 20 members	Average Cancelled Club Age	Members Lost Due to Cancelled Clubs	% of Clubs Reporting Service	% No MMR in 3 Months	% No Officer Report in 12 months	% of Clubs with balance 90+ days	Number of Zone Chairs Recorded	Number of Region Chairs Recorded	District Officers Vacancies **
113	P	23	0	23	0%	0	2	-2	874	0	874	45	59	-14	-1.58%	858	38	4%	15	24	100%	48%	0%	0%	8	0	
		23	0	23	0%	0	2	-2	874	0	874	45	59	-14	-1.58%	858	38	4%	15	24	100%	48%	0%	0%	8	0	



District Health Assessment for Ident 5795 - PRINCIPAT D'ANDORRA - UND through April 2025

Status/ District Name Number of Months in Status *		Clubs							Membership							Member Strength		Cancellation		Reports			Finance		Leadership		
		Active Clubs	Clubs in Status Quo	Total Clubs	% Status Quo Clubs in Financial Suspension	New Clubs	Cancelled Clubs	YTD Net Club Gain/Loss	Current Members In Active Clubs	Current Members In Status Quo Clubs	Current Total Members Count	YTD Add	YTD Drop	YTD NetGrowth (includes Active and Status Quo)	YTD NetGrowth% (includes Active and Status Quo)	Member Count 12 Months Ago	Average Member Count Per Club	% of Clubs with less than 20 members	Average Cancelled Club Age	Members Lost Due to Cancelled Clubs	% of Clubs Reporting Service	% No MMR in 3 Months	% No Officer Report in 12 months	% of Clubs with balance 90+ days	Number of Zone Chairs Recorded	Number of Region Chairs Recorded	District Officers Vacancies **
Ident 5795 - PRINCIPAT D'ANDORRA		1	0	1	0%	0	0	0	31	0	31	0	0	0	0.00%	31	31	0%	0	0	0%	100%	0%	0%	0	0	
		1	0	1	0%	0	0	0	31	0	31	0	0	0	0.00%	31	31	0%	0	0	0%	100%	0%	0%	0	0	



District Health Assessment for Ident 5867 - PRIN OF MONACO - UND through April 2025

Status/ District Name of Months in Status *		Clubs							Membership							Member Strength		Cancellation		Reports			Finance	Leadership			
		Active Clubs	Clubs in Status Quo	Total Clubs	% Status Quo Clubs in Financial Suspension	New Clubs	Cancelled Clubs	YTD Net Club Gain/ Loss	Current Members In Active Clubs	Current Members In Status Quo Clubs	Current Total Members Count	YTD Add	YTD Drop	YTD NetGrowth (includes Active and Status Quo)	YTD NetGrowth% (includes Active and Status Quo)	Member Count 12 Months Ago	Average Member Count Per Club	% of Clubs with less than 20 members	Average Cancelled Club Age	Members Lost Due to Cancelled Clubs	% of Clubs Reporting Service	% No MMR in 3 Months	% No Officer Report in 12 months	% of Clubs with balance 90+ days	Number of Zone Chairs Recorded	Number of Region Chairs Recorded	District Officers Vacancies **
Ident 5867 - PRIN OF MONACO		1	0	1	0%	0	0	0	34	0	34	10	11	-1	-2.86%	35	34	0%	0	0	0%	0%	0%	0%	0	0	
		1	0	1	0%	0	0	0	34	0	34	10	11	-1	-2.86%	35	34	0%	0	0	0%	0%	0%	0%	0	0	

\* - District Status: P - Provisional, T - Transitional.  
\*\* - District Officers Vacancies: DG - District Governor, 1st VDG - First Vice District Governor, 2nd VDG - Second Vice District Governor.